

TERRACE SYSTEMS

CITY MODULE



SPECIFICATION

MATERIAL

- Eucalyptus slats
- Painted steel frame
- Natural stone tiles

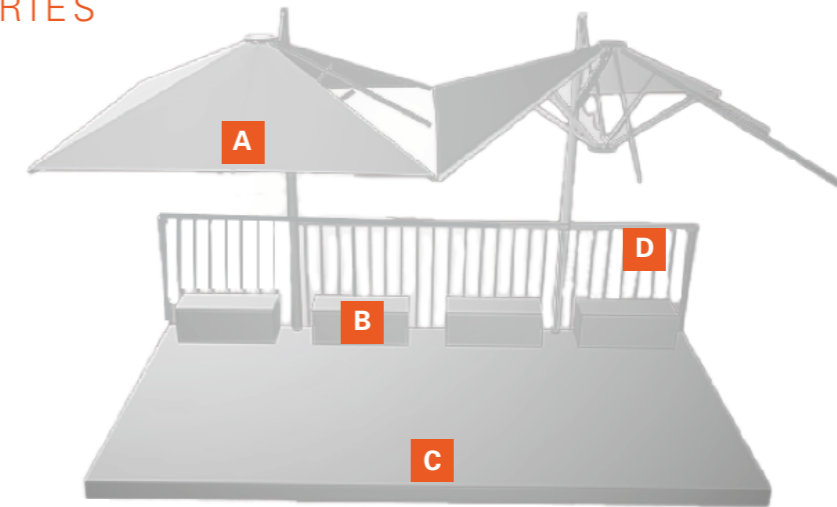
MECHANICS

- Sliding mechanics

ACCESSORIES

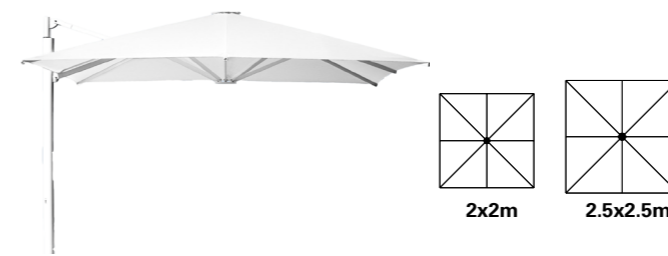
- Type TK 2,5x 2,5m oder 2x2m
- Seatcube eucalyptus
- Planter

ACCESSORIES



DIMENSIONS ARE IN METERS
*all measurements are rounded

A TYPE SA CANTILEVER UMBRELLA

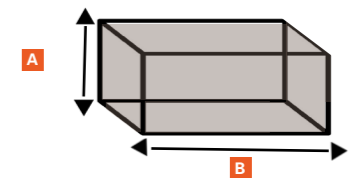


For more detailed information about the umbrella model, please visit www.mdt-tex.com.

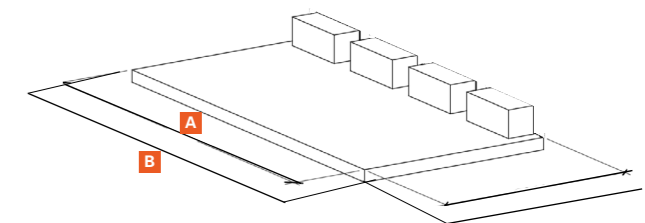
B PLANTER



- A height: 1500cm
- B width: 4000cm



C EUCALYPTUS WOOD FLOOR



D ALUMINIUM BALUSTRADE



Aluminum balustrade with individual powder coating and wooden handrail.