

---

# MDT-tex

# Architectural Line

Tulip umbrella Type E

Double canopy umbrella Type AV

Shade Structure Type EV

Shade Structure Type SHP

Shade Structure Type SHT

**MDT-tex**<sup>®</sup>

Membranes & Structures

[www.mdt-tex.com](http://www.mdt-tex.com)



COMPANY

PRODUCTS  
TYPE E  
TYPE AV  
TYPE EV  
TYPE SHP  
TYPE SHT

ANCHORINGS

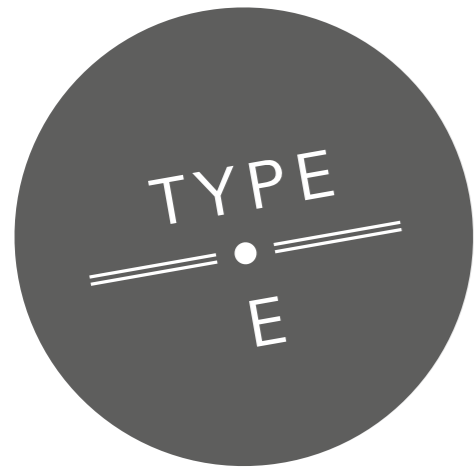
FABRIC

CONTACT DETAILS



As a medium-sized company based in Tägerwilen in Switzerland and Hardheim in Baden-Württemberg, Germany, we help create attractive outdoor living spaces with our high-quality sun-protection systems. For over 20 years, our in-house development and production has provided the foundation for our operations around the world. Over 20,000 square meters of production and storage space enable us to react to our customers' wishes with flexibility.

Our name, Membran-Design-Technik (membrane design technology), also illustrates our agenda: we use our considerable technical expertise to realize high-quality and sophisticated design. Our unique products are highly appreciated around the world for their form and function. People enjoy the free spaces that we open up far beyond our umbrellas: textile outdoor architecture.



## NEW MOTORIZATION VIA SOLAR PANELS

- Manual or electric crank for opening and closing
- Easy to anchor thanks to a foldable adapter
- Easy exchangeable cover
- Windproof up to speeds of 37 mph, provided proper anchoring exists
- Vandalism safe with cladding design

### Sizes

4x4m / 5x5m / 6x6m

Ø 4m / Ø 5m / Ø 6m

up to

16 x 16 m



## TULIP UMBRELLA TYPE E



## TULIP UMBRELLA

The MDT tulip umbrella is constantly developed so that it can be freely designed. Whether alone as a unique design, artistically arranged in groups, or as a special means of presentation, this umbrella helps create new notions of freedom when it comes to recreational and outdoor areas. Available in a multitude of colors and individual prints, the Tulip umbrella enriches cultural and private events when combined with atmospheric lighting. Different aroma/scent diffusers are available for different food and beauty events. Rain flows down the mast and plexiglas and can be routed either into or onto the ground, depending on the location and customer preferences.

- Automatically unfolds and closes
- Rain drain



# TULIP UMBRELLA TYPE E

TYPE E  
TULIP  
UMBRELLA



### FRAME

Rectangular umbrella struts made of aluminum, 40x20 x2 -- 50x20x3 mm, round aluminum mast measuring 100x5 mm in diameter, 80x3 mm aluminum telescope, double mast with water drainage, top plate and crown plate made with aluminum U profiles for housing struts, screwed together parts, powder-coated frame (polyester powder ca. 80 μ).

- White RAL 9010 (standard)
- Black RAL 9005
- Silver RAL 9006

### MECHANICS

Gearbox and spindle stored in center pole, umbrella opened/closed with hand crank or electric motor.

### COVER

MDT-tex® 260 FR  
(100% polyester dual-sided acrylate coating).  
Weight ca. 260 g/m<sup>2</sup>, water column pressure over 700 mm, flame retardant according to California T19. CERF Categoria 1, DIN 4102: B1

MDT-tex® 300  
(100% acrylic fabric).  
Weight ca. 300 g/m<sup>2</sup>, water column pressure over 350 mm

Precontraint fabric  
(100% polyester fabric, both sides with high gloss finish)  
PVC coating, mass ca. 480 g/m<sup>2</sup>



Round



Square



Top



Struts



Crank

## ANCHORINGS



Frame base



Ground tube



Ground tube foldable



Steel plate stand

## ACCESSORIES

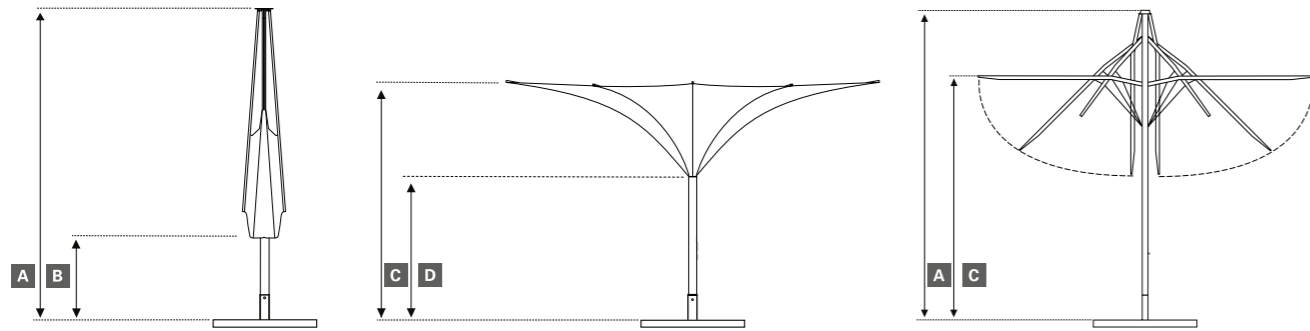


Protection sleeve









LED Lighting

similar picture



**DIMENSIONS ARE IN METERS**  
\*all measurements are rounded

						
	4x4	5x5	6x6	Ø4	Ø5	Ø6
<b>MASS</b>						
Umbrella with packaging (kg)	80	86,5	120	78	81	86
Umbrella without packaging (kg)	65	81,5	110	63	66	71
Frame (kg)	60	65	102	50	55	70
Cover (kg)	5	6,5	8	5	6	7

**CLOSED UMBRELLA**

<b>A</b> Closed height (cm)	435	435	490	435	435	470
<b>B</b> Distance from spokes to ground (cm)	160	91	85	245	195	180

**OPENED UMBRELLA**

<b>C</b> Opened height (cm)	335	335	390	335	335	370
<b>D</b> High up to the hopper (cm)	215	215	250	215	215	250

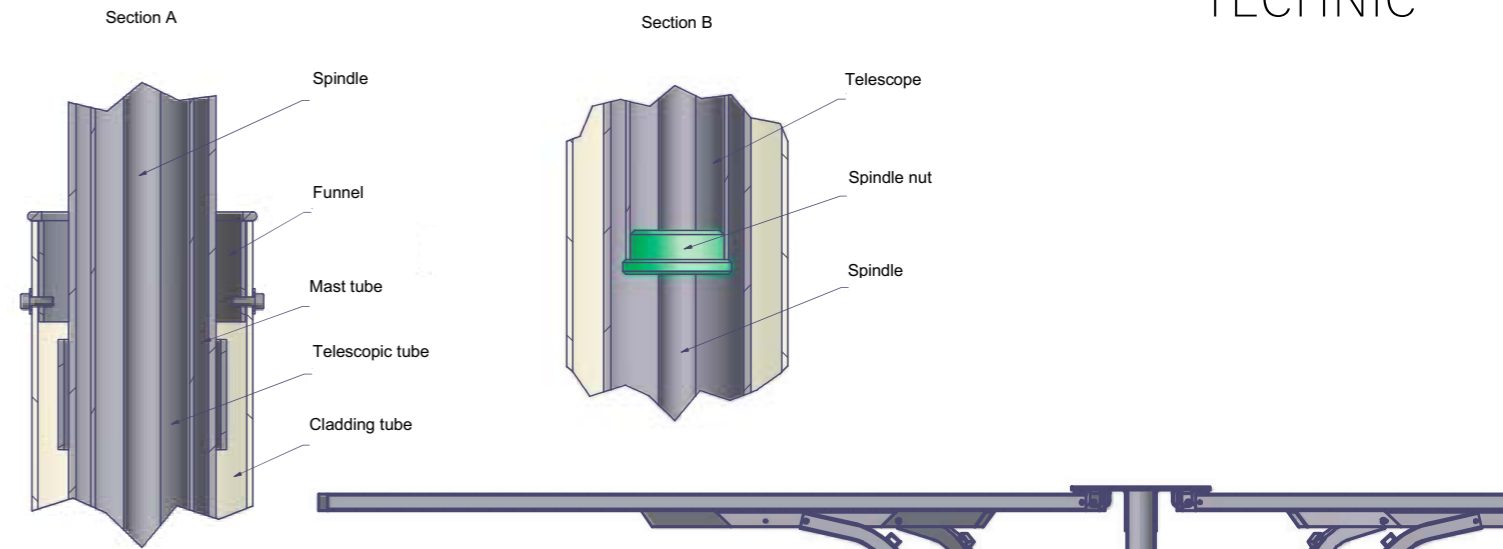
**PACKAGING DIMENSIONS**

Total length (cm)	435	435	470	435	435	470
Dimensions of cardboard packaging (cm)	40x40x360	40x40x360	45x45x360	40x40x360	40x40x360	45x45x360
Length of mast extruding from box (cm)	0	0	110	0	0	110

**ACCESSORIES**

Foldable adapter Article No.	Type 100 06757	Type 100 06757	Type 150 05775	Type 100 06757	Type 100 06757	Type 150 05775
Frame base 400 kg Article No.	Type 100/516 01684	Type 100/516 01684	-	Type 100/516 01684	Type 100/516 01684	-
Inground tube with water drain incl. folda. adapter Article No.	Type 100 E 02462-D	Type 100 E 02462-D	Type 150 E 12576	Type 100 E 02462-D	Type 100 E 02462-D	Type 150 E 12576
Protection sleeve size Article No.	XL 06673	XL 06673	XXL 00676	XL 06673	XL 06673	XL 06673


all dimensions + weights given are approximate



MATERIALS, PAINTS

MDT-tex®-FR 260 POLYESTER

For all dimensions.  
For all types of umbrellas.




- 01: M 00-FR white
- 02: M 61-FR silver
- 03: M 21-FR beige
- 04: M 11-FR yellow
- 05: M 31-FR red
- 06: M 35-FR bordeaux
- 07: M 41-FR green
- 08: M 42-FR dark green
- 09: M 52-FR navy blue
- 10: M 81-FR anthracite
- 11: M 91-FR black

OPTIONAL

MDT-tex® 300 ACRYL

For all dimensions.  
For all types of umbrellas.



- 01: M 00-A white
- 02: M 21-A beige
- 03: M 22-A dark beige
- 04: M 11-A yellow
- 05: M 31-A red
- 06: M 35-A bordeaux
- 07: M 42-A dark green
- 08: M 52-A navy blue
- 09: M 81-A anthracite
- 10: M 91-A black

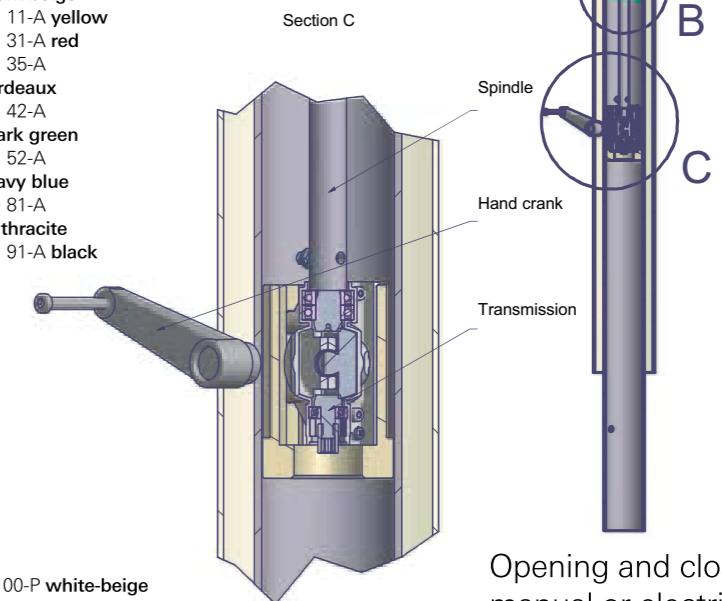
PVC 480 Polyester  
Für alle Dimensionen.  
Für alle Schirmtypen.

For all dimensions.  
For all types of umbrellas.

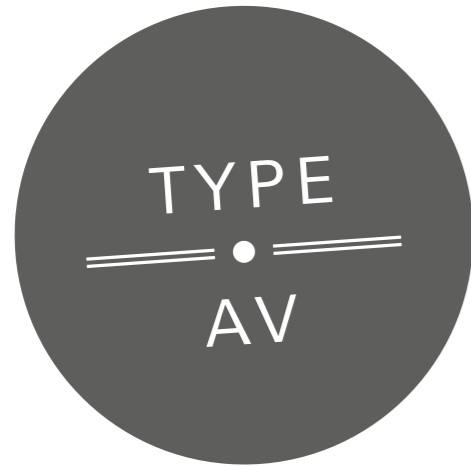
01

01: M 00-P white-beige

Special colours on request.



Opening and closing with manual or electric crank



NEW  
INSIDE, HIDDEN RAIN GUTTER

- Double mast system
- Mesh upper fabric
- All materials are resistant to water and corrosion
- Wind resistant up to 60 km/h with proper anchoring
- LED lighting inside
- Rainwater drainage through the mast

#### Sizes

3x3m / 4x4m / 5x5m / 6x6m

## DOUBLE CANOPY UMBRELLA TYPE AV



### DOUBLE CANOPY UMBRELLA

In the course of the constant development of our product line this umbrella – offering a striking design both in daytime and at night – has been developed. Through its new and innovative design with a double membrane and an internal, built-in lighting it helps to create new options of freedom when it comes to outdoor areas. This Umbrella is given a functional value through its integrated rain gutter which consequently leads the water into the ground by a drainage. An interesting effect is caused by the chromed mast at night. The mast vanishes into the dark and the double membrane looks like a floating cushion. The umbrella can be installed as a single object or multiple umbrellas can be combined by a zipper system creating a complete roofing. This Umbrella is effective and functional in any season.

- Rain drain



# DOUBLE CANOPY UMBRELLA TYPE AV

TYPE AV  
DOUBLE  
CANOPY  
UMBRELLA



**FRAME**  
Rectangular aluminum struts, round aluminum mast and aluminum telescope, top plate and crown plate made with aluminum U profiles for housing struts, screwed together parts, chrome-plated mast, 4x4 m double mast system for draining water.


**MECHANICS**  
Gearbox and spindle stored in center pole, umbrella opened/closed with hand crank.

**COVER**  
Double cover  
Preconstraint fabric  
(100% polyester fabric, both sides with high gloss finish)  
PVC coating, mass ca. 480 g/m<sup>2</sup>



Square      Struts      Top      Zipper      Crank

## ANCHORINGS



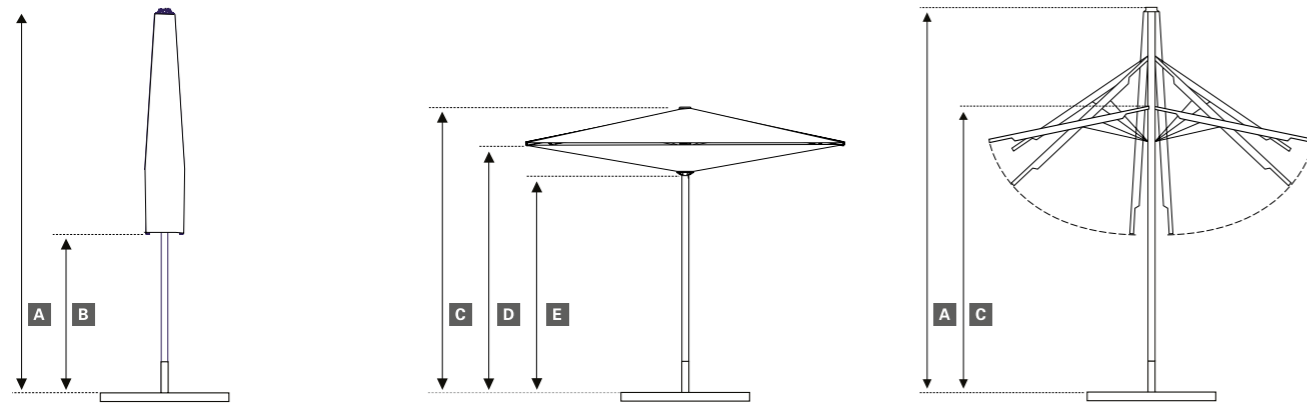
Ground tube      Frame base only 3x3 m

## ACCESSORIES







Protection sleeve      LED Lighting





**DIMENSIONS ARE IN METERS**

\*all measurements are rounded

				
	<b>3x3</b>	<b>4x4</b>	<b>5x5</b>	<b>6x6</b>
<b>MASS</b>				
Umbrella with packaging (kg)	75	84	97	140
Umbrella without packaging (kg)	65	74	87	130
Frame (kg)	60	68	80	120
Cover (kg)	5	6	7	10

**CLOSED UMBRELLA**

	<b>3x3</b>	<b>4x4</b>	<b>5x5</b>	<b>6x6</b>
<b>A</b> Closed height (cm)	372	381	455	590
<b>B</b> Distance from spokes to ground (cm)	168	107	110	180

**OPENED UMBRELLA**

	<b>3x3</b>	<b>4x4</b>	<b>5x5</b>	<b>6x6</b>
<b>C</b> Opened height (cm)	277	295	368	420
<b>D</b> Distance from spokes to ground (cm)	241	250	312	350
<b>E</b> High up to the hopper (cm)	213	213	274	295

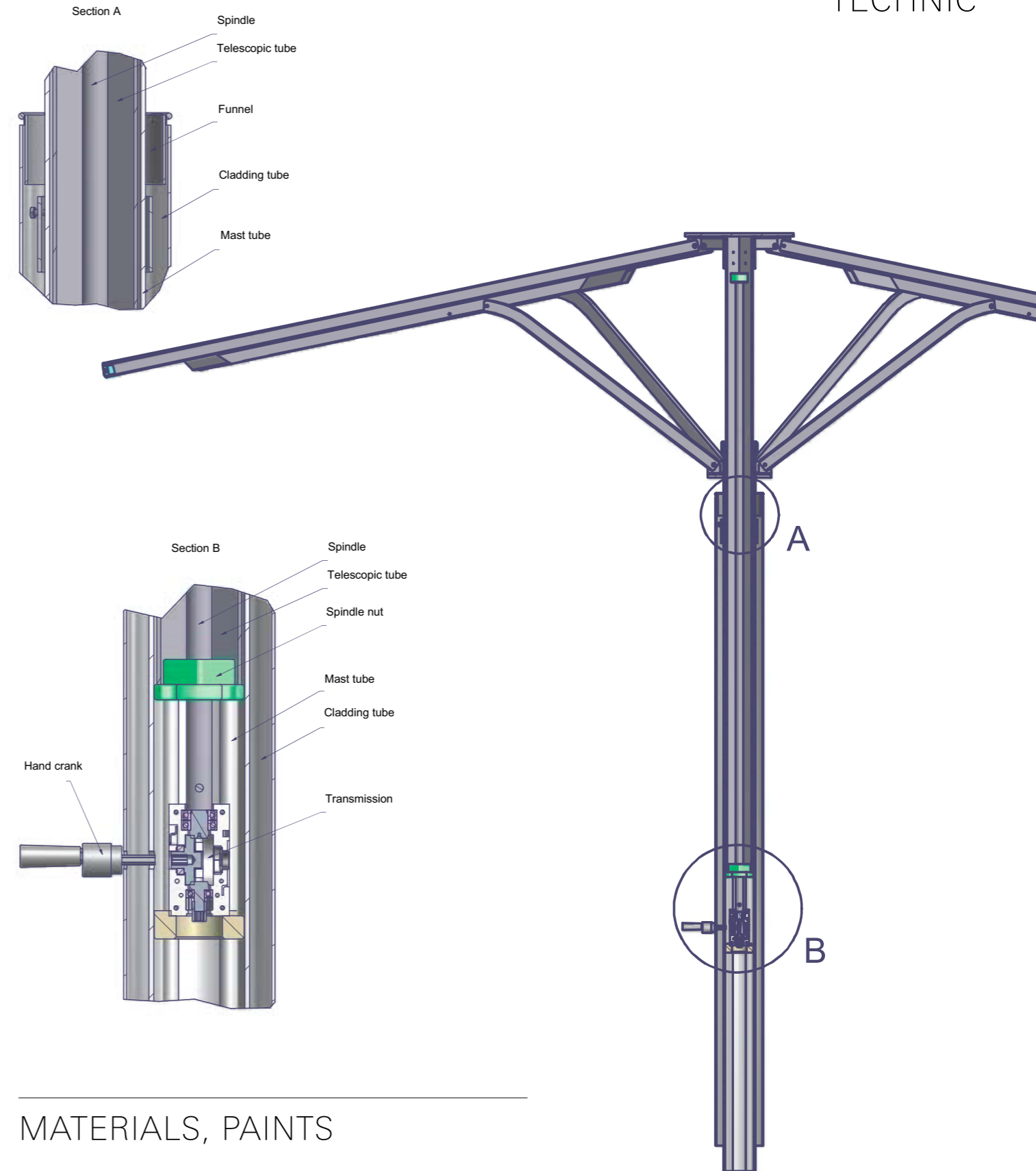
**PACKAGING DIMENSIONS**

	<b>3x3</b>	<b>4x4</b>	<b>5x5</b>	<b>6x6</b>
Total length (cm)	372	381	455	590
Dimensions of cardboard packaging (cm)	40x40x360	40x40x360	40x40x440	45x45x440
Length of mast extruding from box (cm)	12	20	15	150

**ACCESSORIES**

	Type 100	Type 100	Type 100	Type 150
Foldable adapter Article No.	Type 100 06757	Type 100 06757	Type 100 06757	Type 150 12515
Frame base Article No.	Type 100/516 08098	-	-	-
Ground tube with water drain Article No.	Type 100 05738	Type 100 05738	Type 100 05738	Type 150 05738
Protective sleeve size Article No.	M 00962	L 00961	XL 06673	XXL 00676

all dimensions + weights given are approximate



MATERIALS, PAINTS

Precontraint 480 Polyester

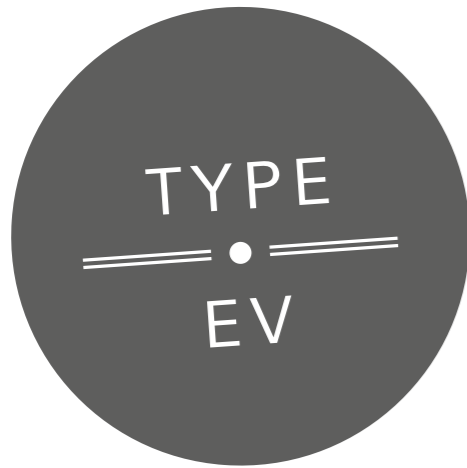
For all dimensions.  
For all types of umbrellas.

01

01: M 00-P white - beige

Special colours on request.

Easy opening and closing  
with hand crank



NEW  
FREELY CONFIGURABLE  
WITH & WITHOUT EVENT FLOOR

- Opening and closing by hand
- All materials are water and corrosion resistant
- Possibility to add lighting and electrical devices
- Safely handles winds up to 85 km/h when placed in an ideal configuration
- Matching floor elements available

Sizes

4x4 m / 6x3,5 m / 3,5x6 m

Awarded with  
the following  
awards:



reddot award 2016  
winner



## MODULAR EVENT CANOPY

By adding more units to the modular system, the entire structure becomes stronger and increasingly wind resistant. Drainage takes place via a series of central supporting columns and each canopy piece is connected with a watertight capping to produce a robust and weather protective system. The lightweight frame is under 30 kg and can be installed by three people at around 1 sq m per minute. Erection time is considerably reduced compared to marquees and existing canopy systems, making them ideal for events and ceremonies.





TYPE EV  
 TENSILATION  
 SYSTEM  
 WITH FLOOR  
 ELEMENTS

#### FRAME

The spokes are made out of specially designed aluminium profiles (50x30 mm with integrated keder channels) supported by hi-tensile galvanised steel cables, which reduce the system weight considerably. The centre pole has a aluminium profile also with integrated channels for the opening system and electrical conduit. The central hub contains a U profile for the attachment of the spokes. The frame is powder coated (polyester powder ca. 80 µ).

- DB 706 Anthracite Matte (standard)
- White RAL 9010 (optional)

#### MECHANICS

The canopy is opened and closed using a coated polyester rope developed specially for the sailing industry that boasts high UV stability and super low friction coefficient. The rope is secured using an automatically-locking yachting cleat for safety, and the rope can be conveniently tucked away into the mast after installation.

#### COVER

MDT-tex® 260 FR  
 (100% polyester dualsided acrylate coating). Weight ca. 260 g/m<sup>2</sup>, water column pressure over 700 mm, flame retardant according to California T19. CERF Categoria 1, DIN 4102: B1  
 Precontraint fabric  
 (100% polyester fabric, both sides with high gloss finish)  
 PVC coating, mass ca. 480 g/m<sup>2</sup>



D1-Top view



D1



D2-Top view



D2



SQ-Top view



SQ



View from below

## ANCHORINGS



Ground tube

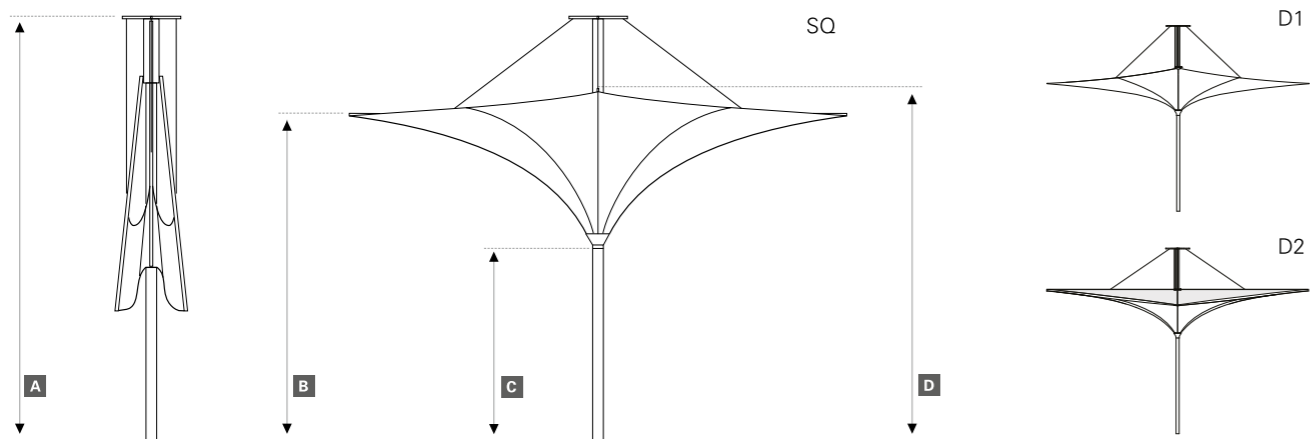


Flooring system

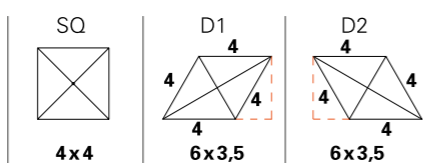
## ACCESSORIES



Protection sleeve



**DIMENSIONS ARE IN METERS**  
\*all measurements are rounded



**MASS**

	SQ	D1	D2
Umbrella with packaging (kg)	43,3	45	44,8
Umbrella without packaging (kg)	37,3	38	37,8
Frame (kg)	28,8	29,5	29,3
Cover (kg)	4	4	4
Mesh (kg)	4,5	4,5	4,5

**CLOSED UMBRELLA**

	SQ	D1	D2
<b>A</b> Closed height (cm)	457,6	480	480

**OPENED UMBRELLA**

	SQ	D1	D2
<b>A</b> Mast height (cm)	457,6	480	480
<b>C</b> Height to funnel (cm)	250	250	250
<b>B</b> Low spokes height (cm)	330	330	330
<b>D</b> High spokes height (cm)	370	370	370

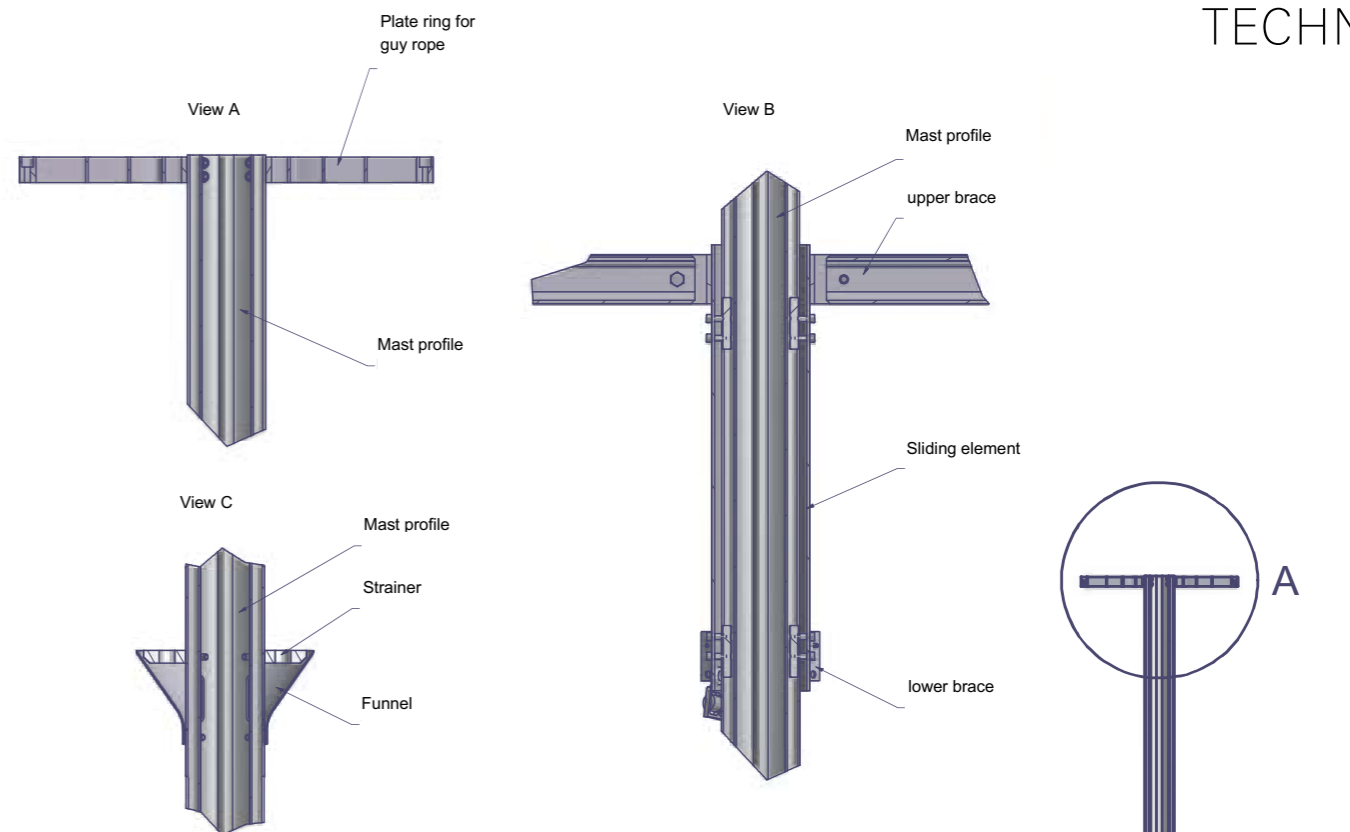
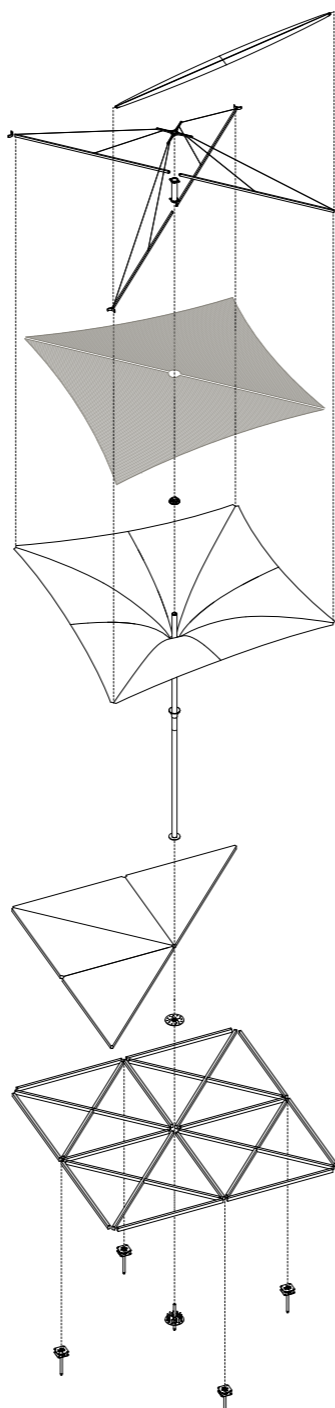
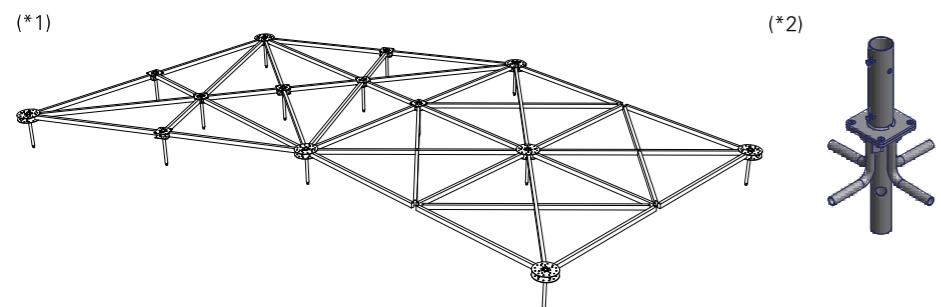
**PACKAGING DIMENSIONS**

	SQ	D1	D2
Dimensions of cardboard packaging (cm)	40x40x360	40x40x390	40x40x390
Excess length of mast (cm)	100	90	90

**ACCESSORIES**

	SQ	D1	D2
Flooring system (*1) Article No.			
Inground tube with sleeve adapter (*2) Article No.	Type 080	Type 080	Type 080

all dimensions + weights given are approximate




MATERIALS, PAINTS

MDT-tex®-FR 260 POLYESTER

For all dimensions.  
For all types of umbrellas.

- 01: M 00-FR white
- 02: M 61-FR silver
- 03: M 21-FR beigeer
- 04: M 11-FR yellow
- 05: M 31-FR red
- 06: M 35-FR bordeaux
- 07: M 41-FR green
- 08: M 42-FR dark green
- 09: M 52-FR navy blue
- 10: M 81-FR anthracite
- 11: M 91-FR black



OPTIONAL

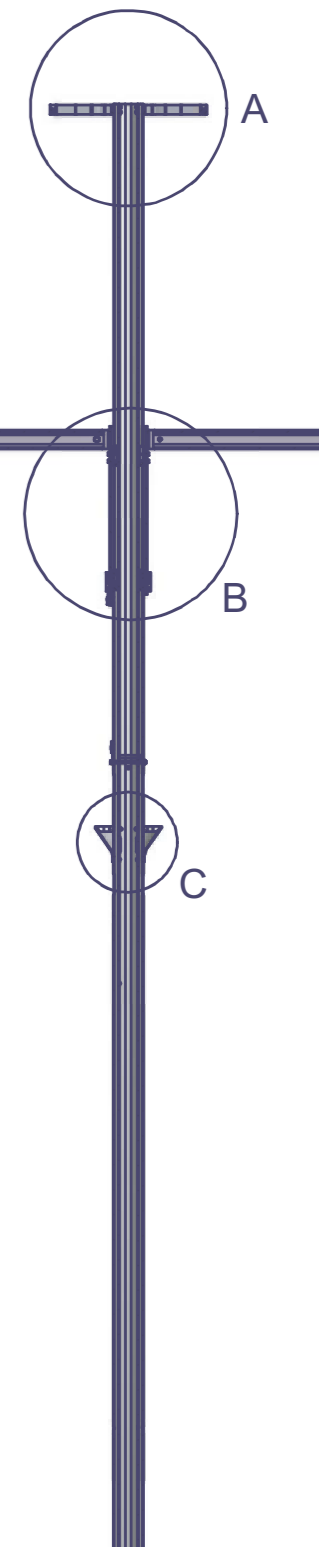
PVC 480 Polyester

For all dimensions.  
For all types of umbrellas.



01: M 00-P white-beige

Special colours on request.





- Two shapes: Tulip and Pagode
- Permanent installation
- Non-foldable shade cover and structure
- Windproof up to speeds of 62 mph, provided proper anchoring exists

Sizes  
3x3m / 4x4m / 5x5m / 6x3m / 8x4m / 10x5m  
Ø 3m / Ø 4m / Ø 5m

## SHADE STRUCTURE

The development of new materials drives new product design: This inverted shade is made possible thanks to MDT's special solder-bonding technique which keeps the PVC cover in place and makes it extremely resilient. The sunshade is designed to be used in a permanent location and adds flair to every environment with its unique shape.

- Non-folding



TYPE SHP  
SHADE  
STRUCTURE

27  
SHADE STRUCTURE  
PAGODE  
TYPE SHP



**FRAME**  
Steel frame, internal drainage, permanent installation, steel-spanned mast for extra stability, powder-coated frame (polyester powder ca. 80 μ).

- With all RAL colors
- Umbrella is not foldable

**MECHANICS**  
Steel spans for tightening shade

**COVER**  
PVC welded, white-gray color



Round



Square



Top

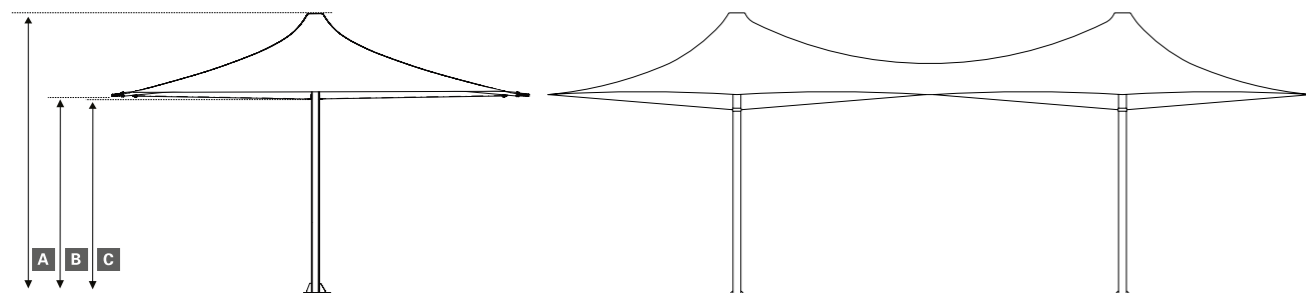


Struts

**ANCHORINGS**









Frame base



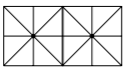


**DIMENSIONS ARE IN METERS**

\*all measurements are rounded

						
	<b>3x3</b>	<b>4x4</b>	<b>5x5</b>	<b>Ø3</b>	<b>Ø4</b>	<b>Ø5</b>
<b>MASS</b>						
Umbrella without packaging (kg)	227	267	260	213	247	242
Frame (kg)	221	255	242	203	235	229
Cover (kg)	6	12	18	10	12	13

**OPENED UMBRELLA TULIP**

<b>A</b> Opened height (cm)	373	373	373	367	373	373
<b>B</b> Distance from cover to ground (cm)	265	265	265	260	260	265
<b>C</b> Distance from hopper to ground (cm)	260	260	245	240	240	260

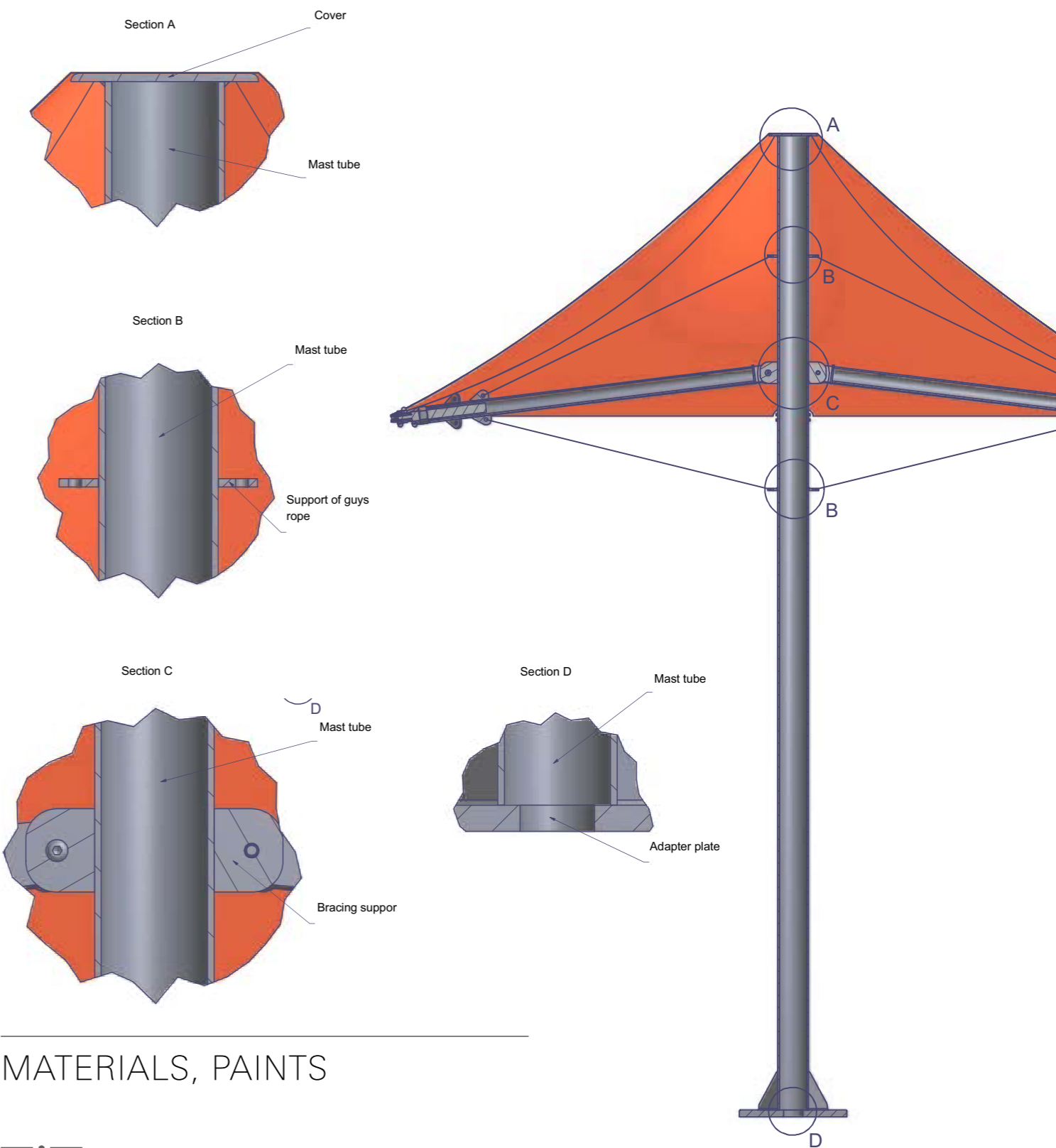
			
	<b>6x3</b>	<b>8x4</b>	<b>10x5</b>
<b>MASS</b>			
Umbrella without packaging (kg)	455	534	523
Frame (kg)	442	510	484
Cover (kg)	13	24	37

**OPENED UMBRELLA PAGODE**

<b>A</b> Opened height (cm)	373	373	373
<b>B</b> Distance from cover to ground (cm)	265	265	265
<b>C</b> Distance from ground to steel cables (cm)	260	260	245

Supplied on pallet

all dimensions + weights given are approximate




MATERIALS, PAINTS

MDT-tex®480 PVC

For all dimensions.  
For all types of umbrellas.

- 01: M 00-FR white
- 02: M 61-FR silver
- 03: M 21-FR beige
- 04: M 11-FR yellow
- 05: M 31-FR red
- 06: M 35-FR bordeaux
- 07: M 41-FR green
- 08: M 42-FR dark green
- 09: M 52-FR navy blue
- 10: M 81-FR anthracite
- 11: M 91-FR black



Non-foldable shade cover and structure



- Two shapes: Tulip and Pagode
- Permanent installation
- Non-foldable shade cover and structure
- Windproof up to speeds of 62 mph, provided proper anchoring exists

#### Sizes

3x3m / 4x4m / 4.5x4.5m / 5x5m

Ø 3m / Ø 4m / Ø 5m / Ø 6m



## SHADE STRUCTURE

The development of new materials drives new product design: This inverted shade is made possible thanks to MDT's special solder-bonding technique which keeps the PVC cover in place and makes it extremely resilient. The sunshade is designed to be used in a permanent location and adds flair to every environment with its unique shape.

- Non-folding



# SHADE STRUCTURE TULIP TYPE SHT

TYPE SHT  
SHADE  
STRUCTURE



**FRAME**  
Steel frame, internal drainage, permanent installation, steel-spanned mast for extra stability, powder-coated frame (polyester powder ca. 80 µ).

- With all RAL colors
- Umbrella is not foldable

**MECHANICS**  
Steel spans for tightening shade

**COVER**  
PVC welded, white-gray color

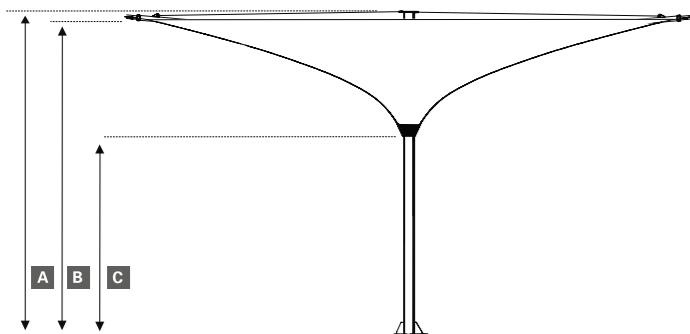


Round      Square      Top      Struts      Crank

## ANCHORINGS







Frame base







- DRAINAGE THROUGH THE MIDDLE MAST  
- CONNECTED TO THE SEWER PIPE ARCH IN FOUNDATION (BY THE CUSTOMER)

**DIMENSIONS ARE IN METERS**





\*all measurements are rounded

				
	<b>3x3</b>	<b>4x4</b>	<b>4,5x4,5</b>	<b>5x5</b>
<b>MASS</b>				
Umbrella without packaging (kg)	259	210	277	250
Frame (kg)	250	198	262	232
Cover (kg)	9	12	15	18





**OPENED UMBRELLA TULIP**

				
	<b>Ø3</b>	<b>Ø4</b>	<b>Ø5</b>	<b>Ø6</b>
<b>A</b> Opened height (cm)	404	325	340	340
<b>B</b> Distance from cover to ground (cm)	335	320	317	320
<b>C</b> Distance from hopper to ground (cm)	203	198	198	198

**MASS**

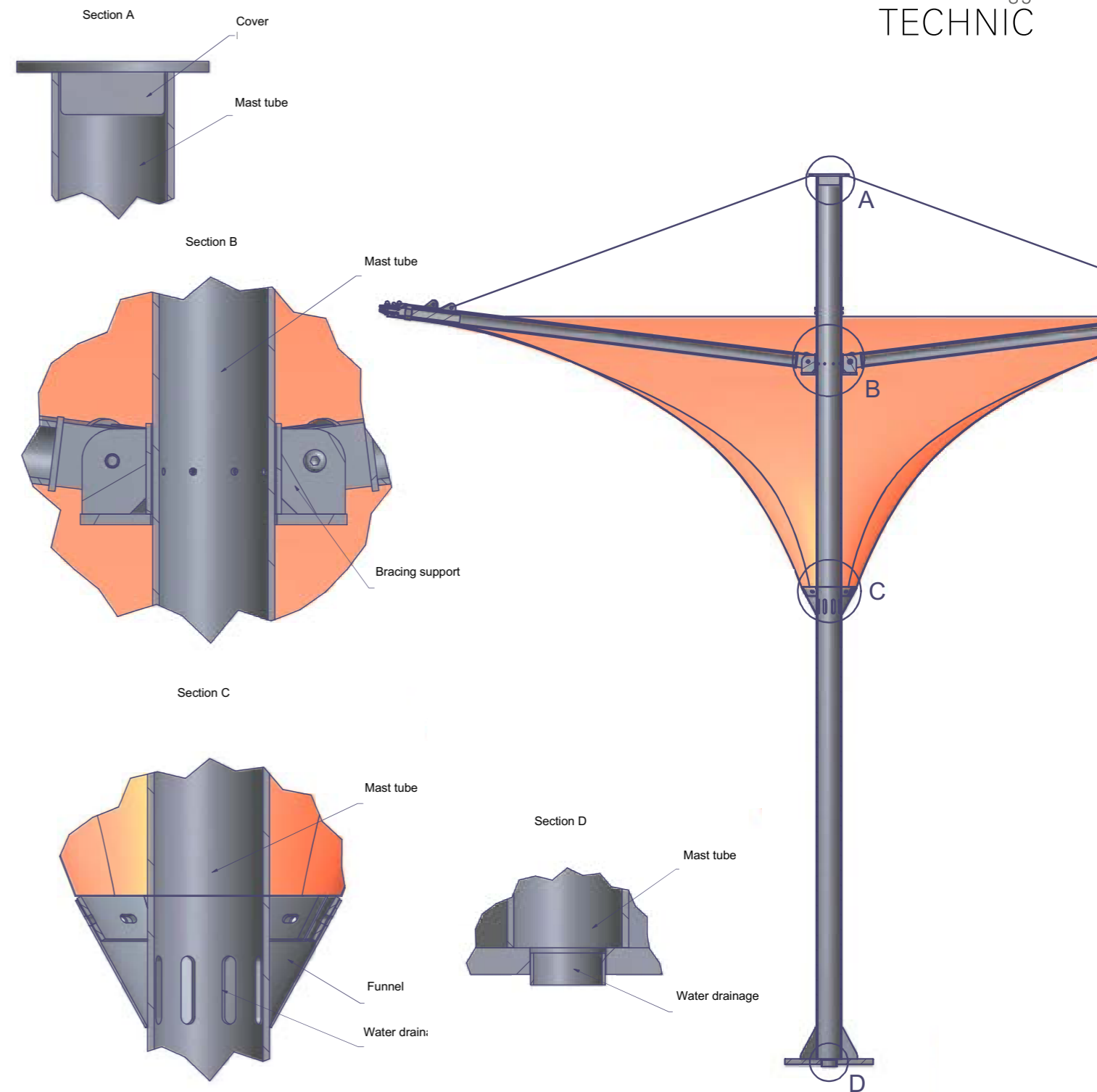
				
	<b>Ø3</b>	<b>Ø4</b>	<b>Ø5</b>	<b>Ø6</b>
Umbrella without packaging (kg)	235	308	329	421
Frame (kg)	230	298	314	400
Cover (kg)	5	10	15	21

**OPENED UMBRELLA PAGODE**

				
	<b>Ø3</b>	<b>Ø4</b>	<b>Ø5</b>	<b>Ø6</b>
<b>A</b> Opened height (cm)	404	347	352	362
<b>B</b> Distance from cover to ground (cm)	335	326	331	337
<b>C</b> Distance from ground to steel cables (cm)	203	204	204	204

Supplied on pallet

all dimensions + weights given are approximate




MATERIALS, PAINTS

MDT-tex®480 PVC

For all dimensions.  
For all types of umbrellas.

- 01: M 00-FR white
- 02: M 61-FR silver
- 03: M 21-FR beige
- 04: M 11-FR yellow
- 05: M 31-FR red
- 06: M 35-FR bordeaux
- 07: M 41-FR green
- 08: M 42-FR dark green
- 09: M 52-FR navy blue
- 10: M 81-FR anthracite
- 11: M 91-FR black




Non-foldable shade cover and structure

// TYPE E



POLE 100/150 MM

FRAME BASE  
ARTICLE NO.






INGROUND TUBE - SURFACE RUNOFF  
ARTICLE NO.

- FOLDABLE ADAPTER 100 MM **02877-D**
- FOLDABLE ADAPTER 150 MM **07027**
- UNDERGROUND ANCHOR 100/150 MM **12486**
- INGROUND TUBE 100/150 MM **04681-D**



INGROUND TUBE - UNDERGROUND DRAINAGE  
ARTICLE NO.

- FOLDABLE ADAPTER 100 MM **01939-D**
- FOLDABLE ADAPTER 150 MM **05775**
- UNDERGROUND ANCHOR 100/150 MM **02876-D**
- INGROUND TUBE 100/150 MM **02462-D**




// TYPE EV


POLE 80 MM

INGROUND TUBE  
ARTICLE NO.

**00330**



FLOORING SYSTEM  
ARTICLE NO.





// TYPE AV

POLE 100/150 MM


FOLDABLE ADAPTER  
ARTICLE NO.

- POLE 100 MM **06757**
- FROM 6X6 M
- POLE 150 MM **12515**



UNDERGROUND ANCHOR  
ARTICLE NO.

- POLE 100 MM **02876-D**
- FROM 6X6 M
- POLE 150 MM **07333**



INGROUND TUBE  
ARTICLE NO.

- POLE 100 MM **05738**
- FROM 6X6 M
- POLE 150 MM **08069**




















# MDT-TEX® 260 FR

# POLYESTER

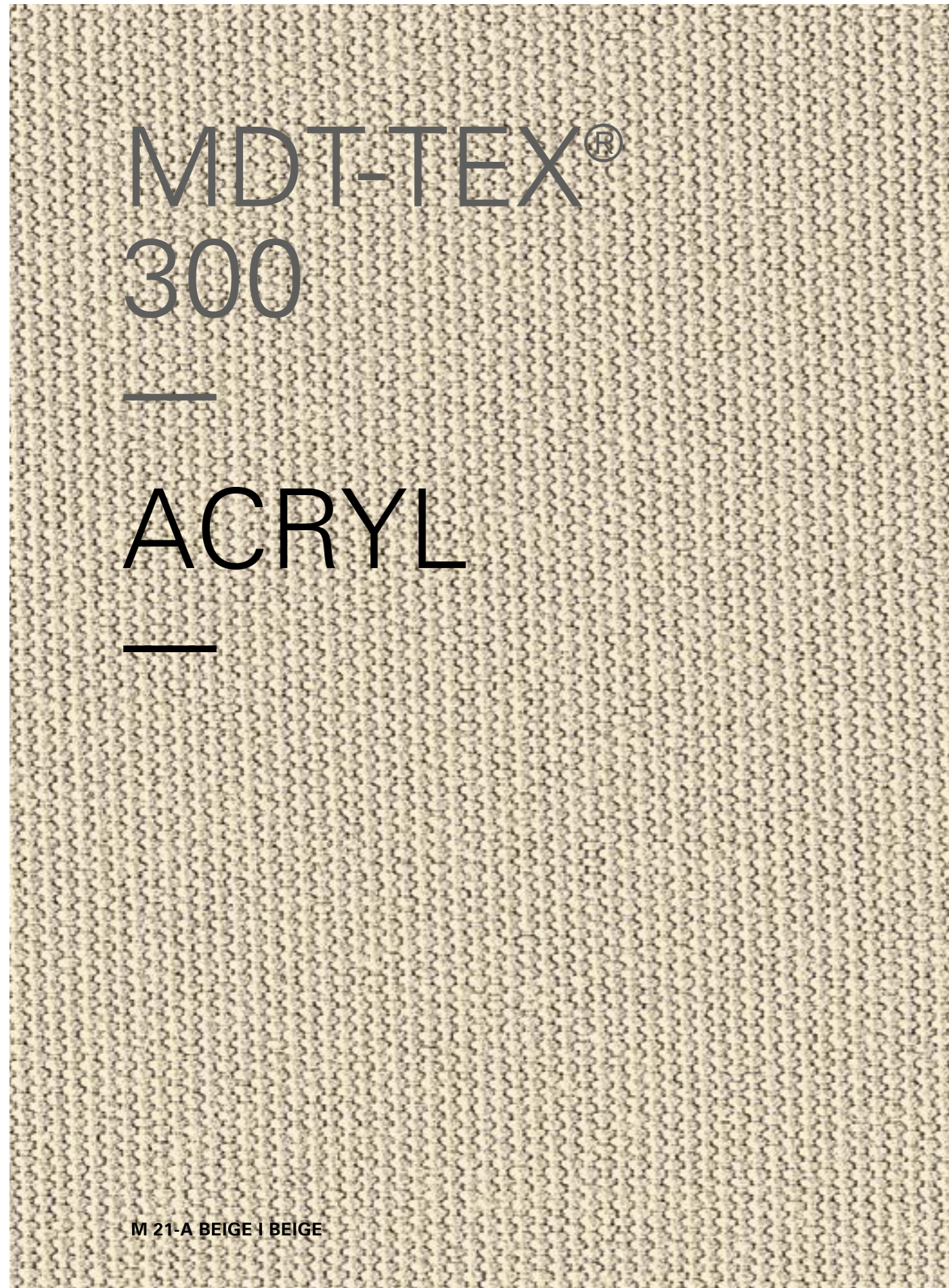
M-21 FR BEIGE | BEIGE

## // MDT-TEX® 260 FR

### FIRE RETARDANT - POLYESTER 100% WITH PU COATING












	VALUE	COMMENTS
<b>KEY DATA</b>		
 TEXTILE	POLYESTER (PES)	
 COATING	POLYURETHANE (LDPU)	Low density thermoplastic polyurethane (PU)
 WEIGHT	260 g/m <sup>2</sup>	
<b>STRENGTH</b>		
 TEAR RESISTANCE WARP	> 2000 N/5cm	DIN EN ISO 13934-1
 TEAR RESISTANCE WEFT	> 1300 N/5cm	DIN EN ISO 13934-1
 FURTHER TEARING WARP	> 180 N/5cm	DIN EN ISO 13934-1
 FURTHER TEARING WEFT	> 150 N/5cm	DIN EN ISO 13934-1
<b>ENVIRONMENTAL PERFORMANCE</b>		
 WATER COLUMN	> 700 mm	ISO 811
 SPRAY TEST	5/5	ISO 4920
 UV COLOUR RESISTANCE	6/8	ISO 105 B02
 BREATHABILITY	50 L/(dm <sup>2</sup> xmin)	
<b>EXTRA DATA</b>		
 FLAME RETARDANT	B1	DIN 4102
 PRINTABILITY	ALL AVAILABLE TYPES	Dispersion printing, roll printing, screen printing, digital printing
 SELF CLEANING CAPACITY	POLYURETHANE MICRO - TOOTH	Hydrophobic PU coating with microtexture to aid self cleaning effect
 COLLAPSIBILITY	THOUSANDS OF CYCLES	Good performance

Polyester yarns have many positive characteristics, such as easy to clean, easy to wash and good transportation of moisture. Additionally they are lighter, more tearproof and more durable than acrylic yarns. The fibres must be protected against UV rays in order to stay strong and colorfast. This is done by special coatings, where the coating agent diffuses into the yarns. By balancing the combination of yarn and coating properties, our MDT Polyester/PU formulation is the most versatile material for collapsible membranes.



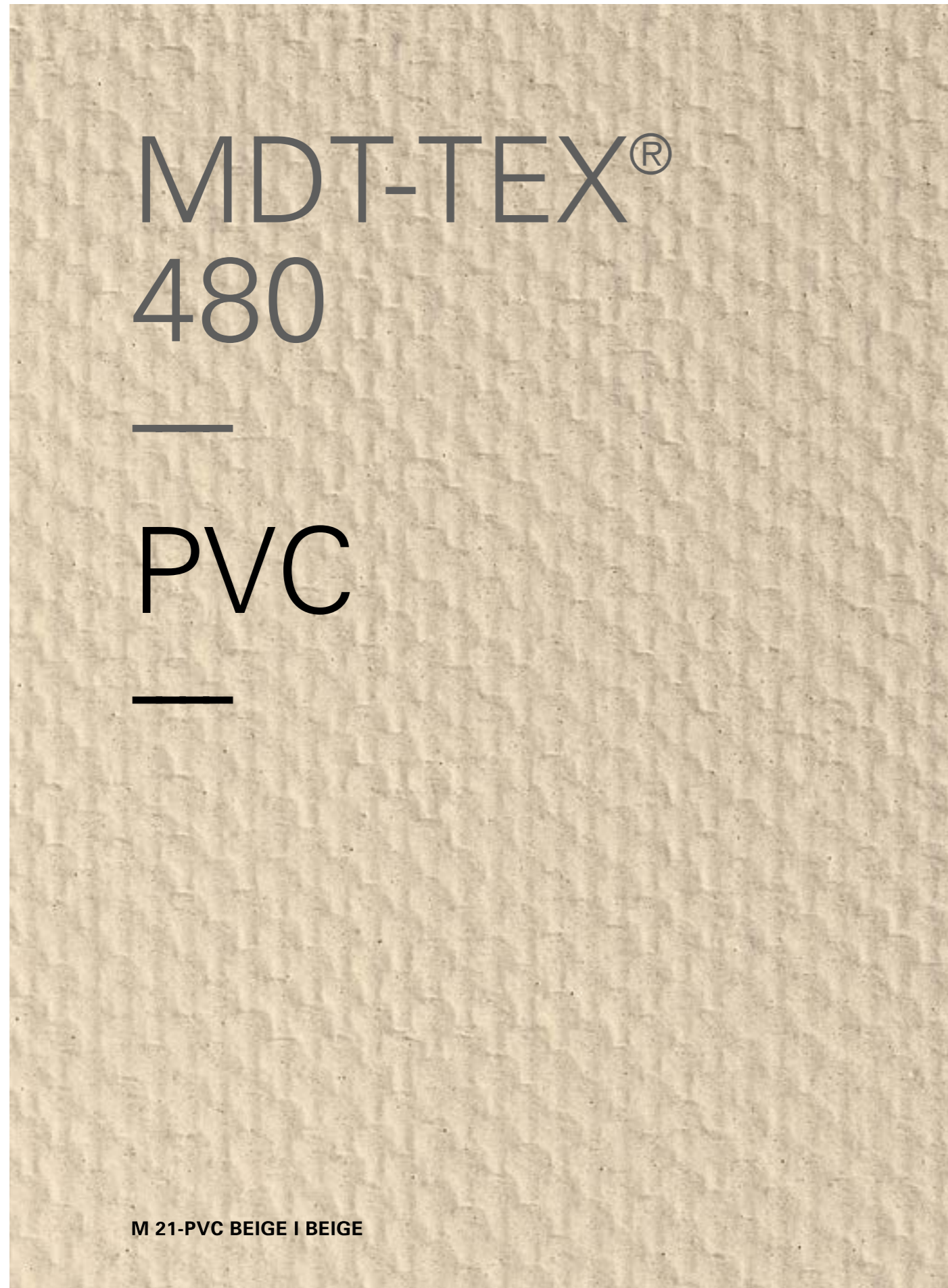
// MDT-TEX® 300

**ACRYL - ACRYLIC 100%**

	VALUE	COMMENTS
<b>KEY DATA</b>		
 TEXTILE	POLYACRYLATE	
 COATING		Fibres treated with water and grime repellent admixture
 GEWICHT WEIGHT	300 g/m <sup>2</sup>	
<b>STRENGTH</b>		
 TEAR RESITANCE WARP	1450 N/5cm	DIN EN ISO 13934-1
 TEAR RESITANCE WEFT	900 N/5cm	DIN EN ISO 13934-1
 FURTHER TEARING WARP	40 N/5cm	DIN EN ISO 13934-1
 FURTHER TEARING WEFT	23 N/5cm	DIN EN ISO 13934-1
<b>ENVIRONMENTAL PERFORMANCE</b>		
 WATER COLUMN	>370 mm	ISO 811
 SPRAY TEST	5/5	ISO 4920
 UV COLOUR RESISTANCE	7-8/8	ISO 105 B02
<b>EXTRA DATA</b>		
 COLLAPSIBILITY	THOUSANDS OF CYCLES	Good performance

















Our newest acrylic yarns are already colored during the spinning process. In the course of a special wet spinning process, pigments are injected into the fiber during production. This manufacturing process is responsible for the overall great properties, such as intense, long-lasting and unique color brilliance. As a result, the fabric can be characterized by its high UV-resistance, its very good light-fastness and color-fastness compared to most other membranes.

The elongation of the woven fabric is identical in warp and weft direction. This is based on the special binding and yarn properties. The surface characteristics get increased by application of a water-resistance, mould resistance and dirt-repellency. A good flame retardancy is difficult to achieve for this material. Suitable mostly for small outdoor objects and where colour richness and stability is preferred.




// MDT-TEX® 480 PVC

PVC COATED - POLYESTER 100%

	TEXTILE	POLYESTER (PES)	
	COATING	PVC	Both sides lacquered PVC glossy (matte optional)
	FIBER THICKNESS	0,36 mm	
	TOTAL WEIGHT	480 g/m <sup>2</sup>	
<b>STRENGTH</b>			
	TEAR RESITANCE WARP	140 DaN//5cm	EN ISO 1421
	TEAR RESITANCE WEFT	150 DaN//5cm	EN ISO 1421
	FURTHER TEARING WARP	10 DaN	DIN 53363
	FURTHER TEARING WEFT	12 DaN	DIN 53363
<b>ENVIRONMENTAL PERFORMANCE</b>			
	WATER COLUMN	-	
	SPRAY TEST	Lorem ipsum dolor sit amet, consectetur adipiscing elit, sed diam	
	UV COLOUR RESISTANCE	7/8	ISO 105 B02
	BREATHABILITY	-	
<b>EXTRA DATA</b>			
	FLAME RETARDANCY	B1	DIN 4102
	TEMPERATURE RESISTANT	-30 - +70 C°	
	SELF CLEANING CAPACITY	OPTIONAL	Optional with PVDF Coating
	COLLAPSIBILITY	-	Not recommended

PVC is a thermoplastic coating used with suitable base fabrics - mostly polyester - to achieve a smooth homogeneous cover that is highly weather resistant. Main applications include areas which are continuously exposed to weather. With its sleek sealed surface PVC is more likely to use for permanent canopies openings than for products with frequent opening and closing cycles.



## // MDT-TEX® 300 / 450 / 700 PTFE

### TEFLON (PTFE)

	VALUE	300g/450g/700g		COMMENTS
<b>KEY DATA</b>				
TEXTILE	POLYTETRAFLUORETHYLENE (PTFE)			
COATING	FENOLPOLYMER MIXTURE			Low density PTFE coating on PTFE fiber
FIBER WEIGHT	270 g/m <sup>2</sup>	430 g/m <sup>2</sup>	680 g/m <sup>2</sup>	
TOTAL WEIGHT	300 g/m <sup>2</sup>	450 g/m <sup>2</sup>	700 g/m <sup>2</sup>	
<b>STRENGTH</b>				
TEAR RESITANCE WARP	2000 N/5cm	3200 N/5cm	5000 N/5cm	DIN EN ISO 13934-1
TEAR RESITANCE WEFT	2000 N/5cm	3200 N/5cm	3000 N/5cm	DIN EN ISO 13934-1
FURTHER TEARING WARP	20%	20%	25%	DIN EN ISO 13934-1
FURTHER TEARING WEFT	10%	10%	7%	DIN EN ISO 13934-1
<b>ENVIRONMENTAL PERFORMANCE</b>				
WATER COLUMN	> 500 mm			ISO 811
TRANSMITTANCE	35%			DIN EN 410
REFLECTIVITY	60%			DIN EN 410
<b>EXTRA DATA</b>				
FLAME RETARDANT	B1		DIN 4102 Difficult to ignite / often self-extinguishing	
TEMPERATURE RESISTANT	-200 - +327 C°			
HEAT STABILITY	95%		Loss on ignition	
POLLUTION RESISTANCE	HIGHLY RESISTANT			Imperveous to Acids, Bases, Keytones and UV
SELF CLEANING CAPACITY	LOW SURFACE POLARITY			Highly Hydrophobic fibres will not absorb moisture or chemicals
COLLAPSIBILITY	HUNDREDS OF THOUSANDS OF CYCLES			Highly flexible and tough material with no effective degradation over collapsation cycles
FABRIC WIDTH	225 cm			
MATERIAL THICKNESS	-	0,385 mm	0,6 mm	
COLOR	WHITE / BEIGE			Special colors available

The PTFE fabric specially developed by MDT-tex must be distinguished from the usual membrane materials made of PTFE-coated or laminated glass, aramid or polyester fiber fabrics. These are very stiff, hard and very kink-sensitive, which is why they are not suitable for foldable applications. The MDT-tex fabric, on the other hand, consists of PTFE multifilaments, which are formed from a plurality of twisted continuous fibres.







# MDT-tex<sup>®</sup>

Membranes & Structures

## INFORMATION

---

More information can be found at:

[www.mdt-tex.com](http://www.mdt-tex.com)

### MDT GmbH

Industriestraße 4  
74736 Hardheim  
Germany

Tel +49 - 6283 - 2217 0  
Fax +49 - 6283 - 2217 900  
[info.de@mdt-tex.com](mailto:info.de@mdt-tex.com)

### MDT AG

Rheinblickstrasse 6  
8274 Tägerwilten  
Switzerland

Tel +41 - 71 - 666 - 8282  
Fax +41 - 71 - 666 - 8283  
[info.ch@mdt-tex.com](mailto:info.ch@mdt-tex.com)

### MDT INC

971 West Dogwood Trail  
30290 Tyrone, GA  
USA

Tel +1 770 631 9074  
Fax +1 770 486 9903  
[info.us@mdt-tex.com](mailto:info.us@mdt-tex.com)